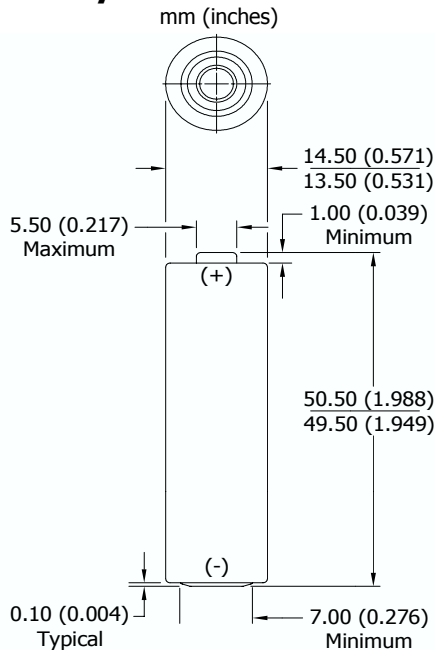


ENERGIZER L91



Industry Standard Dimensions



This battery has Underwriters Laboratories component recognition (MH29980)

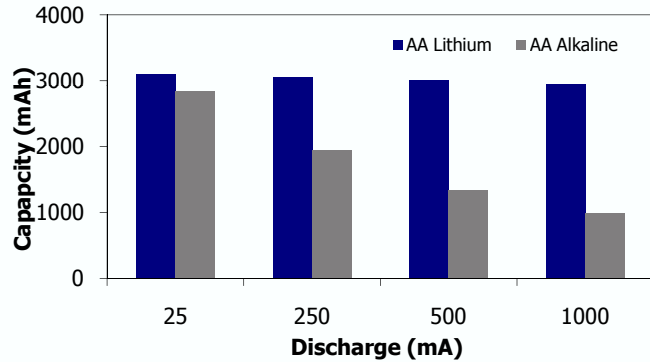
Specifications

Classification:	"Cylindrical Lithium"
Chemical System:	Lithium/Iron Disulfide (Li/FeS ₂)
Designation:	ANSI 15-LF, IEC-FR6
Nominal Voltage:	1.5 Volts
Typical Weight:	14.5 grams (0.5 oz.)
Typical Volume:	8.0 cubic centimeters (0.5 cubic inch)
Max Discharge:	2.0 Amps Continuous 3.0 Amps Pulse (2 sec on / 8 sec off)
Typical Li Content:	0.98 grams (0.03 oz.)
Typical IR:	90 to 150 milliohms*
Shelf Life:	15 years at 21°C (90% of rated capacity)
Transportation:	For complete details, please reference: Global (except US): Special Provision A45 of the International Air Transport Association Dangerous Goods Regulations United States: 49 CFR 173.185

* For additional information, please reference the IR technical white paper.

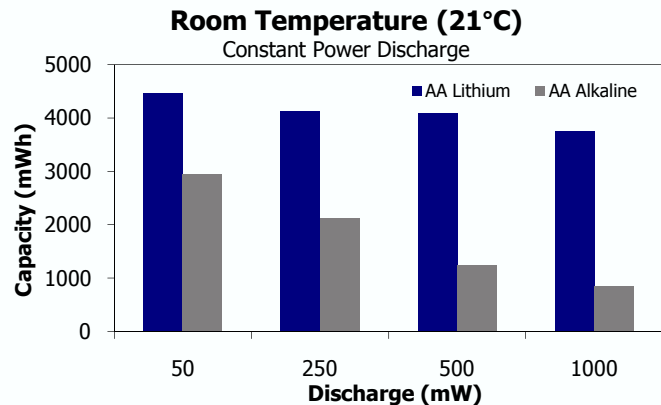
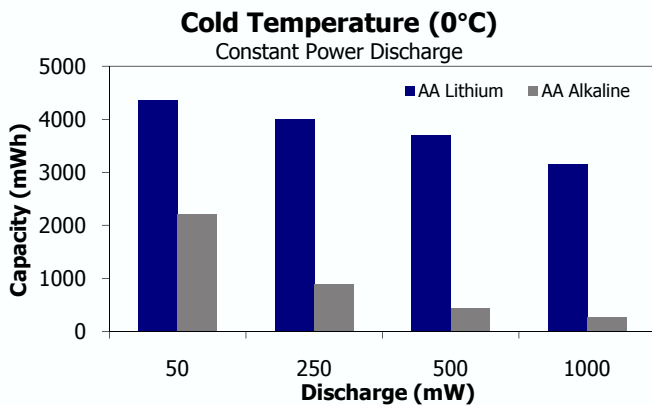
Milliamp-Hours Capacity

Constant Current Discharge to 0.9 Volts at 21°C



Milliwatt-Hours Capacity at Cold/Room Temperature

Constant Power Discharge to 1.0 Volts at 0°C and 21°C
Recommended Lithium Operating/Storage Temperature: -40°C to 60°C



Important Notice

This datasheet contains typical information specific to products manufactured at the time of its publication.
©Energizer Holdings, Inc. - Contents herein do not constitute a warranty.

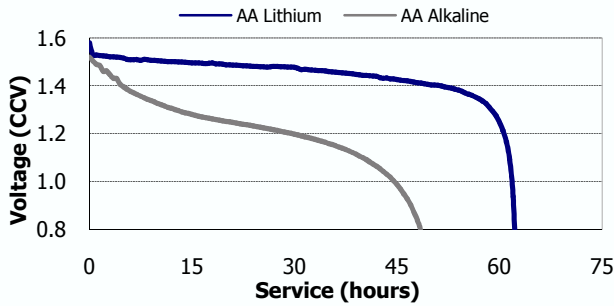
ENERGIZER L91

AA

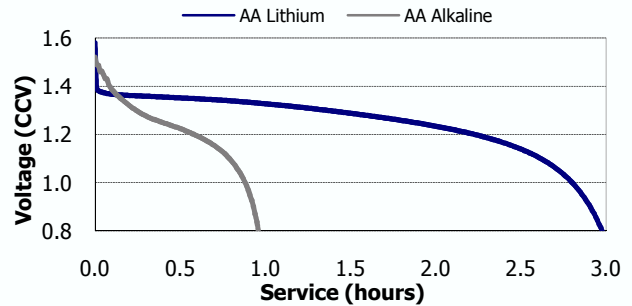
Typical Discharge Curve Characteristics

Constant Current Discharge at 21°C (low and high drains)

Low Drain Performance
50mA Continuous (21°C)

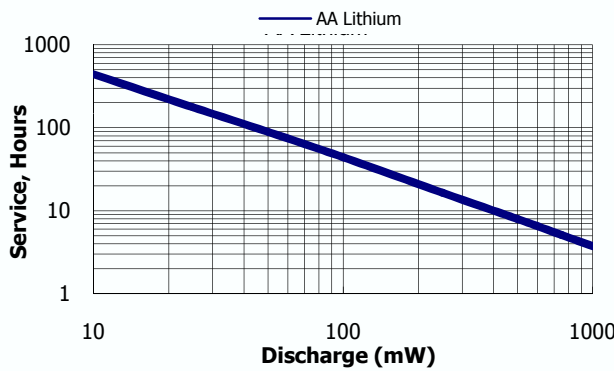


High Drain Performance
1000mA Continuous (21°C)



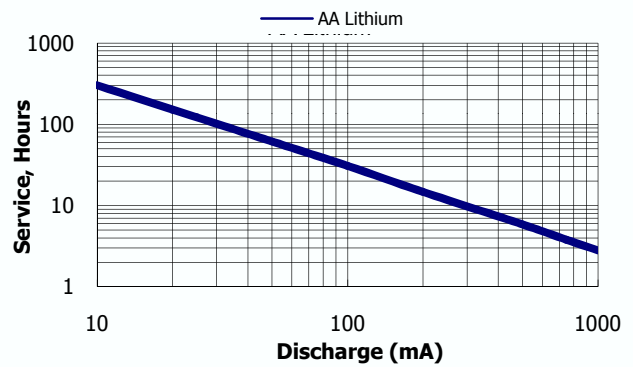
Constant Power Performance

Typical Characteristics to 1.0 Volts (21°C)



Constant Current Performance

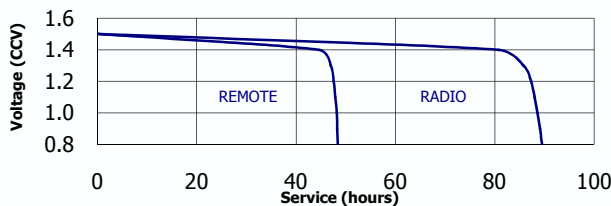
Typical Characteristics to 1.0 Volts (21°C)



Industry Standard Tests (21°C)

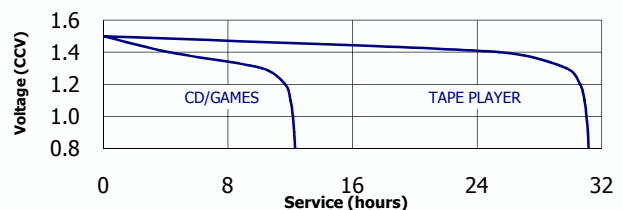
REMOTE
24 ohm 15 sec/min 8 hrs/day

RADIO
43 ohm 4 hrs/day



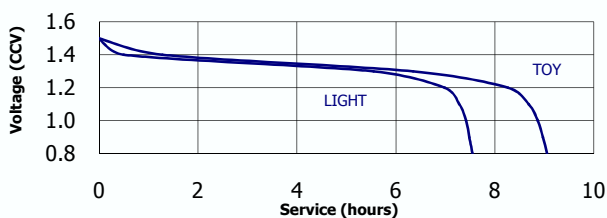
CD/GAMES
250 mA 1 hr/day

TAPE PLAYER
100 mA 1 hr/day



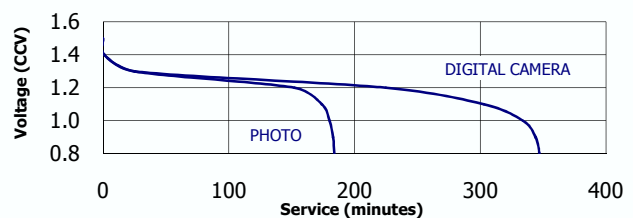
PORTABLE LIGHTING
3.3 ohm LIF

TOY
3.9 ohm 1 hr/day



PHOTOFLASH
1K mA 10 sec/min 1 hr/day

DIGITAL CAMERA
1.5/.65K mW 2/.1/27.9s 10X



Important Notice

This datasheet contains typical information specific to products manufactured at the time of its publication.
©Energizer Holdings, Inc. - Contents herein do not constitute a warranty.



Energizer® Energi To Go™ Instant Cell Phone Charger Instructions (Double Cell)

1. Squeeze the dark gray buttons at bottom of the charger unit to release cover and gain access to the battery cavity area.
2. Locate battery diagrams on inside body of the charger and insert batteries facing opposite directions as indicated by the battery diagrams.
3. Squeeze bottom cover piece and reattach it to the charger unit.
4. Connect the phone-specific connector to the charger unit.
5. Connect your cell phone to the phone specific connector.
 - Unit will begin flashing within 10 seconds
 - If the unit does not flash, check the connection or insert a new battery.
6. Your phone should indicate that it is charging.
 - The unit will stop flashing when the charging process is complete.
 - For best results, do not leave the charger connected to the phone overnight.
7. To stop charging, remove the connector from the phone.
 - Charger unit will stop flashing within 10 seconds.
8. Charger may become warm during charging process. This is normal.

For maximum charge time, use Energizer® e2® Lithium batteries.

For best results:

- Charge your phone before its battery becomes fully exhausted.
- Do not mix new and old batteries.
- Do not mix battery chemistries.
- Remove batteries from the charger when not in use for extended periods of time.
- Do not store batteries in this charger.

Caution: Leave charger disconnected at least 10 minutes before changing batteries.



Energizer Holdings, Inc.
St. Louis, MO 63141